



*Decora*

FRESH HUES, ENDURING STYLE

EMBOLDEN YOUR HOME



# Decorá

## EXPRESS YOUR PERSONAL STYLE

Your home is the ultimate expression of your personal style. From subtle nuances to statement-making details, you've got a signature look that's all your own, and Decorá can bring it to life. We produce the very best in premium cabinetry for the kitchen, bath and other rooms of your home. With roots established in one of the nation's earliest fine furniture building capitals, our heritage in craftsmanship runs deep. Our Midwestern sensibilities are apparent in the sturdiness of our construction and the exceptional quality of our finish. With a selection of door styles ranging from contemporary to traditional, an unparalleled palette of stains and custom paints, a large assortment of luxury storage solutions and a multitude of custom capabilities, you and your Decorá designer have all that's needed to dream up a design that embodies your unique style.



**DELLA**  
Oak Iron Slate

**HASKINS**  
Oak Iron Slate  
Maple Fog  
Maple Grays Harbor

# DOOR STYLES

## FULL OVERLAY

Available In:  
**A** Alder    **O** Oak  
**C** Cherry    **Q** Quartersawn Oak  
**D** MDF    **R** Rustic Alder  
**M** Maple    **W** Walnut



Airedale  
**A C M O O R W**



Altmann  
**A C M O O R W**



Artisan\*  
**A C M O O R W**



Artisan\*  
 5-Piece Drawer Front Option  
**A C M O O R W**



Atwater\*  
**A C M O O R W**



Atwater\*  
 Slab Drawer Front Option  
**A C M O O R W**



Avignon\*  
**C M**



Avignon\*  
 Slab Drawer Front Option  
**C M**



Braydon Manor  
**A C M O O R W**



Cambridge\*  
**A C M O O R W**



Cambridge\*  
 Slab Drawer Front Option  
**A C M O O R W**



Daladier  
**A C M O O R W**



Daladier  
 Slab Drawer Front Option  
**A C M O O R W**



Davenport  
**C M W**



Della  
**A C D M O O W**



Galleria  
**A C M O O R W**



Girard  
**A C M O O R W**



Harmony\*  
**A C M O O R W**



Harmony\*  
 Slab Drawer Front Option  
**A C M O O R W**



Haskins\*  
**A C M O O R W**



Haskins\*  
 Slab Drawer Front Option  
**A C M O O R W**



Hawthorne  
**A C M O O R W**



Hawthorne  
 Slab Drawer Front Option  
**A C M O O R W**



Huchenson\*  
**A C M O O R W**

When Maple Opaque or Painted finishes (Decorá Color Collection, Sherwin-Williams, Custom Color, or Brushed Technique) are specified, the center panels of the selected style may be constructed of Medium Density Fiberboard (MDF). MDF provides a smoother finish when painted, and is more resistant to warping, expansion, and contraction.

\*Style available in multiple outside profiles.  
 For an interactive door style and finish selection guide, visit [decoracabinets.com/products](http://decoracabinets.com/products)

# DOOR STYLES

## FULL OVERLAY

Available In:  
**A** Alder    **O** Oak  
**C** Cherry    **Q** Quartersawn Oak  
**D** MDF    **R** Rustic Alder  
**M** Maple    **W** Walnut



Huchenson\*  
5-Piece Drawer Front Option  
**A C M O Q R W**



Lexington\*  
**C M W**



Lexington\*  
5-Piece Drawer Front Option  
**C M W**



Leyden  
**C M W**



Marquis\*  
**A C M O Q R W**



Maxwell\*  
**A C M O Q R W**



Maxwell\*  
Slab Drawer Front Option  
**A C M O Q R W**



Modesto  
**A C M O Q R W**



Modesto  
Slab Drawer Front Option  
**A C M O Q R W**



Plaza\*  
**A C M O Q R W**



Plaza\*  
5-Piece Flat Drawer Front Option  
**A C M O Q R W**



Plaza\*  
5-Piece Raised Drawer Front Option  
**A C M O Q R W**



Prescott\*  
**A C M O Q R W**



Prescott\*  
Slab Drawer Front Option  
**A C M O Q R W**



Roslyn\*  
**A C M O Q R W**



Roslyn\*  
5-Piece Drawer Front Option  
**A C M O Q R W**



Savannah  
**C M**



Simsbury\*  
**A C M O Q R W**



Sloan\*  
**A C M O Q R W**



Sloan\*  
5-Piece Drawer Front Option  
**A C M O Q R W**



Tala\*  
**A C M O Q R W**



Tala\*  
Slab Drawer Front Option  
**A C M O Q R W**



Tobi\*  
**A C M O Q R W**



Tobi\*  
Slab Drawer Front Option  
**A C M O Q R W**

When Maple Opaque or Painted finishes (Decorá Color Collection, Sherwin-Williams, Custom Color, or Brushed Technique) are specified, the center panels of the selected style may be constructed of Medium Density Fiberboard (MDF). MDF provides a smoother finish when painted, and is more resistant to warping, expansion, and contraction.

\*Style available in multiple outside profiles.  
For an interactive door style and finish selection guide, visit [decoracabinets.com/products](http://decoracabinets.com/products)

# DOOR STYLES

## FULL OVERLAY



Treyburn\*  
ACM008W



Treyburn\*  
Slab Drawer Front Option  
ACM008W

## 3/4 OVERLAY



Kingston\*  
Wall Cabinet  
ACM008W



Madison\*  
ACM008W



Verona\*  
Wall Cabinet  
ACM008W



Willshire  
ACM008W



Yardley\*  
ACM008W



Yardley\*  
Slab Drawer Front Option  
ACM008W

# DOOR PROFILES

## STANDARD OPTIONS



Standard: 10



Standard: 12



Standard: 14



Standard: 17



Standard: 18



Standard: 27

## INSET OPTIONS



Inset: 10



Inset: 12



Inset: 14



Inset: 17



Inset: 27

When Maple Opaque or Painted finishes (Decorá Color Collection, Sherwin-Williams, Custom Color, or Brushed Technique) are specified, the center panels of the selected style may be constructed of Medium Density Fiberboard (MDF). MDF provides a smoother finish when painted, and is more resistant to warping, expansion, and contraction.

\*Style available in multiple outside profiles.  
For an interactive door style and finish selection guide, visit [decoracabinets.com/products](http://decoracabinets.com/products)

# INSET DOOR STYLES

Available In:  
**A** Alder    **O** Oak  
**C** Cherry    **Q** Quartersawn Oak  
**D** MDF    **R** Rustic Alder  
**M** Maple    **W** Walnut


## BEADED & NON-BEADED INSET\*



Cambridge ◊+  
**A C M O O R W**



Della  
**D**



Harmony ◊  
**A C M O O R W**



Harmony ◊  
 Slab Drawer Front Option  
**A C M O O R W**



Haskins ◊  
**A C M O O R W**



Haskins ◊  
 Slab Drawer Front Option  
**A C M O O R W**



Hawthorne +  
**A C M O O R W**



Huchenson ◊  
**A C M O O R W**



Modesto +  
**A C M O O R W**



Plaza ◊+  
**A C M O O R W**



Prescott ◊  
**A C M O O R W**



Prescott ◊  
 Slab Drawer Front Option  
**A C M O O R W**



Simsbury ◊  
**A C M O O R W**



Treyburn ◊+  
**A C M O O R W**



Yardley ◊  
**A C M O O R W**

All doors shown in Chantille

- \* Beaded (left door) & Non-beaded (right door)
- ◊ Style available in multiple outside profiles
- + Also available with 5-piece drawer front
- ◊ Also available with slab drawer front

# ALUMINUM FRAME DOORS

## FRAME STYLES



AF002



AF003




AF004



AF005



AF006



AF007



AF0010



AF0011

## FRAME FINISHES



Black



White



Oil Rubbed  
Bronze



Chrome



Natural  
Aluminum



Arctic Gold



Brushed  
Stainless Steel

## STANDARD GLASS INSERTS



Satin Glass\*



Reeded Glass



Clear Glass\*



Smoked Grey  
Glass


## METALLIC INSERTS



Natural  
Aluminum



Brushed  
Stainless Steel




Platinum Ice

## LEATHER INSERTS



Grey Thunder  
Buffalo




Antique Brown  
Walrus



Coal Buffalo

## BACK PAINTED GLASS INSERTS




White Gloss



Sand Gloss




Mocha Gloss




Bronze Gloss




Silver Gloss



Charcoal Gloss



Black Gloss



White Matte




Sand Matte



Mocha Matte



Bronze Matte



Silver Matte




Charcoal Matte




Black Matte

## HIGH GLOSS PARAPAN® INSERTS



Alpine White



White



Opal White



Pale Ivory



Latte



Light Grey



Stone Grey



Cappucino



Mint



Kiwi



Turquoise



Cobalt Blue



Orange



Signal Red



Oxide Red



Bordeaux






Brown



Black

# COLOR EVOLUTION

## COLOR COLLECTION PAINTS\*



\*Available on Maple, MDF, Oak and Quartersawn Oak paints.



## SHERWIN-WILLIAMS®

More than 2000 paint colors are available from the Sherwin-Williams® palette to enhance your Maple, MDF, Oak or Quartersawn Oak door. You are sure to find a color that is beyond ordinary! Add Black, Coffee, Espresso, Gunmetal, Pewter, Platinum or Twilight highlight. For subtle texture and maximum impact, consider Brushed Onyx, Brushed Pavestone and Brushed Saddle. Please see your designer for details and exclusions.



## CUSTOM COLOR

Available on Maple, MDF, Oak and Quartersawn Oak door styles, Decorá offers the ultimate in flexibility with our Custom Color paint program. Regardless of your inspiration, we can match it! Choose to add Black, Coffee, Espresso, Gunmetal, Pewter, Platinum or Twilight highlight or layer Brushed Onyx, Brushed Pavestone or Brushed Saddle finish for maximum color interest. Please see your designer for details and exclusions.



# STAIN FINISHES

## ALDER & RUSTIC ALDER



Natural Wheatfield Pheasant Shetland Gunny Cliff Fog



Fennec Suede Mink Kindling Shadow Antelope Craggy Peak



Arlington Sepia Bombay Coyote Teaberry Sumatra

## CHERRY



Natural Wheatfield Pheasant Suede Gunny Cliff Fog



Shetland Fennec Mink Kindling Antelope Shadow Craggy Peak



Arlington Sepia Bombay Coyote Teaberry Sumatra

## GLAZES



Natural Coffee Wheatfield Espresso Arlington Espresso

## HIGHLIGHTS\*



Coffee Espresso

Highlights shown on Natural.  
Available on Antelope, Arlington, Bombay, Cliff, Coyote, Craggy Peak, Fennec, Fog, Gunny, Kindling, Mink, Natural, Pheasant, Sepia, Shadow, Shetland, Suede, Sumatra, Teaberry and Wheatfield.

## GLAZES



Natural Coffee Wheatfield Espresso Arlington Espresso

## HIGHLIGHTS\*



Coffee Espresso

Highlights shown on Natural.  
Available on Antelope, Arlington, Bombay, Cliff, Coyote, Craggy Peak, Fennec, Fog, Gunny, Kindling, Mink, Natural, Pheasant, Sepia, Shadow, Shetland, Suede, Sumatra, Teaberry and Wheatfield.

## SEMI-TRANSLUCENT FINISHES



Cabana Angora Mohair

## SPECIALTY FINISHES




Bourbon Noir Amber Luminaire Rousseau Luminaire

## SEMI-TRANSLUCENT FINISHES




Cabana Angora Mohair

## SPECIALTY FINISHES



Bourbon Noir Amber Luminaire Rousseau Luminaire



Swift Iron Slate



Swift Iron Slate

\*Not available on Marquis or Della

# STAIN FINISHES

## MAPLE



Natural Wheatfield Pheasant Suede Gunny Fog



Shetland Fennec Kindling Antelope Shadow Craggy Peak



Sepia Bombay Coyote Teaberry Sumatra

## OAK & QUARTERSAWN OAK



Natural Wheatfield Pheasant Gunny Cliff Fog



Suede Shetland Fennec Kindling Antelope Shadow



Sepia Bombay Craggy Peat Coyote Teaberry Sumatra

## GLAZES



Natural Coffee

## HIGHLIGHTS\*



Coffee Espresso

Highlights shown on Natural.  
Available on Antelope, Bombay, Cobblestone, Coyote, Craggy Peak, Fennec, Fog, Gunny, Kindling, Natural, Pheasant, Sepia, Shadow, Shetland, Suede, Sumatra, Teaberry and Wheatfield.

## GLAZES




Arlington Espresso

## SEMI-TRANSLUCENT FINISHES



Angora Turquoise Cobblestone

## SPECIALTY FINISHES



Irish Crème Turquoise Rust Jet Ember\* Weathered Jet\*

## SEMI-TRANSLUCENT FINISHES



Cabana Angora Mohair

## SPECIALTY FINISHES



Irish Crème Bourbon Noir Turquoise Rust




Swift Iron Slate Turquoise

\*Not available on Marquis or Della

# STAIN FINISHES

## WALNUT



Natural Pheasant Shetland Wheatfield Gunny Fog Cliff



Suede Fennec Mink Kindling Antelope Craggy Peak Shadow



Arlington Coyote Sepia Bombay Teaberry Sumatra

## GLAZES



Natural Coffee Wheatfield Espresso Arlington Espresso

## HIGHLIGHTS\*



Coffee Espresso


Highlights shown on Natural.

Available on Antelope, Arlington, Bombay, Cliff, Cobblestone, Coyote, Craggy Peak, Fennec, Fog, Gunny, Kindling, Mink, Natural, Pheasant, Sepia, Shadow, Shetland, Suede, Sumatra, Teaberry and Wheatfield.

## SEMI-TRANSLUCENT FINISHES



Cabana Angora Mohair



Swift Iron Slate Cobblestone

## SPECIALTY FINISHES



Irish Crème Bourbon Noir Amber Luminaire Rousseau Luminaire

## SEMI-TRANSLUCENT FINISHES

Unique to Decora, our semi-translucent finishes have a distinct opacity, that, when paired with wood grain, adds a rich, effortless dimension to your home. Available on Alder, Rustic Alder, Cherry, Maple, Oak, Quartersawn Oak and Walnut, the palette offers hues from soft Cabana to elegant Mohair to bold Iron Slate, each singular in its statement, or complementary to other stains and paints.



## SPECIALTY FINISHES

Wood is an expressive medium, and each of our Specialty Finishes elevates its gifts. Technique and color are applied in a thoughtful, measured manner to achieve specific looks. While Bourbon Noir offers a Refined Rustic style, the Luminaire finishes refresh a classic style. Your Decora designer can guide you through the available Specialty Finishes, so you can stay true to your vision.




# FINISHING TECHNIQUES

## HIGHLIGHTING OPTIONS FOR PAINTS

Gunmetal, Pewter, Twilight, Coffee, Espresso, and Platinum Highlights are available on all Maple and MDF Painted product. Black Highlight is available on all Maple and MDF Painted product with the exception of Jet. Please see designer for details and exclusions

When Maple Painted finishes (Decorá Color Collection, Sherwin-Williams, Custom Color, or Brushed Technique) are specified, the center panels of the selected style may be constructed of Medium Density Fiberboard (MDF). MDF provides a smoother finish when painted, and is more resistant to warping, expansion, and contraction. Highlighting not available on Marquis or Della door styles.




Maple Chantille with Black Highlight and Maple Chantille with Pewter Highlight

## BRUSHED FINISHES

Brushed Onyx, Brushed Pavestone, and Brushed Saddle: three hand-applied, luxuriously translucent finishes to layer over any Maple or MDF paint. Choose to pair them with paints in our Color Collection, the entire Sherwin-Williams palette, or any custom color under the sun, for a completely personalized look that accentuates the fine craftsmanship found in every Decorá cabinet.

Glazed and brushed examples are shown on Chantille. Brushed finishes are not available with highlighting.



Brushed Onyx

## HIGHLIGHTING OPTIONS FOR STAINS

Coffee and Espresso Highlights are applied by hand to a wide variety of stains and wood types, bringing focus to the door and drawer profile details. See your designer for style, wood type and finish availability.



Maple Suede with Espresso Highlight

## CERUSE FINISHES

Adding depth and dimension to Oak, Quartersawn Oak and Walnut, Ceruse finishes are available in two colorways. Fresco, a gray wash, and Relic, a black wash, are available on Cliff, Gunny and Kindling stains. Ceruse finishes feature a matte sheen, similar to furniture styling.




Quartersawn Oak Gunny Fresco, Gunny Relic, Cliff Fresco and Kindling Relic

# FINISHING TECHNIQUES

## RESERVE

This light distressing technique features random worm holes, tiny dents and light signs of wear to mimic the appearance of imperfections similar to those found on antiques.



Not available with Brushed Finish, Speckling, or Vintage Plus techniques. Not available on Della door style.

Alder Mohair Reseve and Maple Jet Reserve

## VINTAGE

This subtle technique mimics finish wear that naturally develops over time, and features a continuous but light sand-through along the sharp profiles to highlight the distinctive details of each door and drawer front. Sand-through may vary in thickness around the perimeter of a single door and throughout the kitchen.




Not available on Unfinished, Natural, Natural Coffee Highlight, Natural Espresso Highlight, Irish Crème, Jet Ember, Turquoise Rust, or Weathered Jet. Not available with the Brushed Finish, Speckling, or Reserve Plus techniques. Not available on Della door style.

Alder Mohair Vintage and Maple Jet Vintage

## RESERVE PLUS

This more aggressive technique includes random rasped corners and edges, worm holes, mars, splits, gouges, small dings and dents for an authentically worn look.



Not available with Brushed Finish, Speckling, or Vintage techniques. Not available on Della door style.

Alder Mohair Reseve Plus and Maple Jet Reserve Plus

## VINTAGE PLUS

This more aggressive technique features burnished sand-through on corners and raised profiles along with sanding on sharp profiles to expose underlying wood for all species and colors in the Decorá line. Unlike Vintage, Vintage Plus is a RANDOM sand-through technique varying the number of corners and raised profiles receiving burnished sand-through and the sanding of sharp profiles. As with normal aging, the worn edges will vary within individual doors and throughout the entire room.



Not available on Unfinished, Natural, Natural Coffee Highlight, Natural Espresso Highlight, Irish Crème, Jet Ember, Turquoise Rust, or Weathered Jet. Not available with the Brushed Finish, Speckling, or Reserve techniques. Not available on Della door style.

Alder Mohair Vintage Plus and Maple Jet Vintage Plus

# FINISHING TECHNIQUES

## SHEEN OPTIONS

A choice in sheen can significantly alter the appearance of a door, especially those finished with medium to dark paints and stains where matte finishes are more noticeable. We have paired a Standard Sheen (top) with our Matte Sheen (bottom) on this Modesto Cherry Mink door to illustrate the difference. Matte Sheen is available on all paints and stains - talk to your designer about the possibilities.



Standard Sheen v. Matte Sheen

## SPECKLING

Speckling is an artistic technique consisting of random spattering of small, black spots, that vary slightly in size. Expect these spots to be clustered or spread out across the surface of the product. The intentionally random application lends a sense of age and depth to the finish, resulting in a truly authentic, furniture-like aesthetic.

Available stains include: Amber Luminaire, Angora, Antelope, Arlington, Arlington Espresso, Bombay, Cabana, Cliff, Cobblestone, Coyote, Craggy Peak, Fenec, Fog, Gunny, Kindling, Mink, Mohair, Natural, Natural Coffee, Pheasant, Rousseau Luminaire, Sepia, Shadow, Shetland, Suede, Sumatra, Swift, Teaberry, Wheatfield, and Wheatfield Espresso. Not available with Reserve, Reserve Plus, Vintage, Vintage Plus, or Brushed Finishes.



Maple Antelope and Kindling Speckling



PLAZA  
Cherry Cabana

PRESCOTT  
Cherry Swift



To see more door styles and finishes, visit [decoracabinets.com/products](https://decoracabinets.com/products)

Styles, product availability and construction may vary slightly from those shown in this book due to material availability and/or design evolution. Specifications are subject to change without notice. Customer service is available if your design requires verification of product availability and specifications.

Please note that paints featuring the same color name as your cabinetry are not guaranteed to be an exact color match. When seeking to match the color of your Decorá Cabinetry, take a cabinet door to your nearest Sherwin-Williams paint store to be color matched to reduce the likelihood of color variation. Exact color matching is not guaranteed, and MasterBrand Cabinets is not responsible for color discrepancies.

Product photography and illustrations have been reproduced as accurately as printing technologies permit. To ensure highest satisfaction, we strongly recommend you view an actual sample for best color, wood grain and finish representation.

**Decorá® has a Limited Lifetime Warranty.**

For terms and conditions, please visit: [decoracabinets.com/warranty](https://decoracabinets.com/warranty)

Front cover image: Tobi Maple Fleeting Green

Back cover image: Plaza Cherry Cabana and Prescott Cherry Swift



[decoracabinets.com](https://decoracabinets.com)

#DecoraCabinets

© 2021 MasterBrand Cabinets, Inc. All rights reserved.

05STYLFNSH13  
2020-06/CNV/12.6M